

**OPTIKA<sup>®</sup>**  
M I C R O S C O P E S  
I T A L Y

## SLX Series



**Stereomicroscopes For Higher Education & Laboratory**

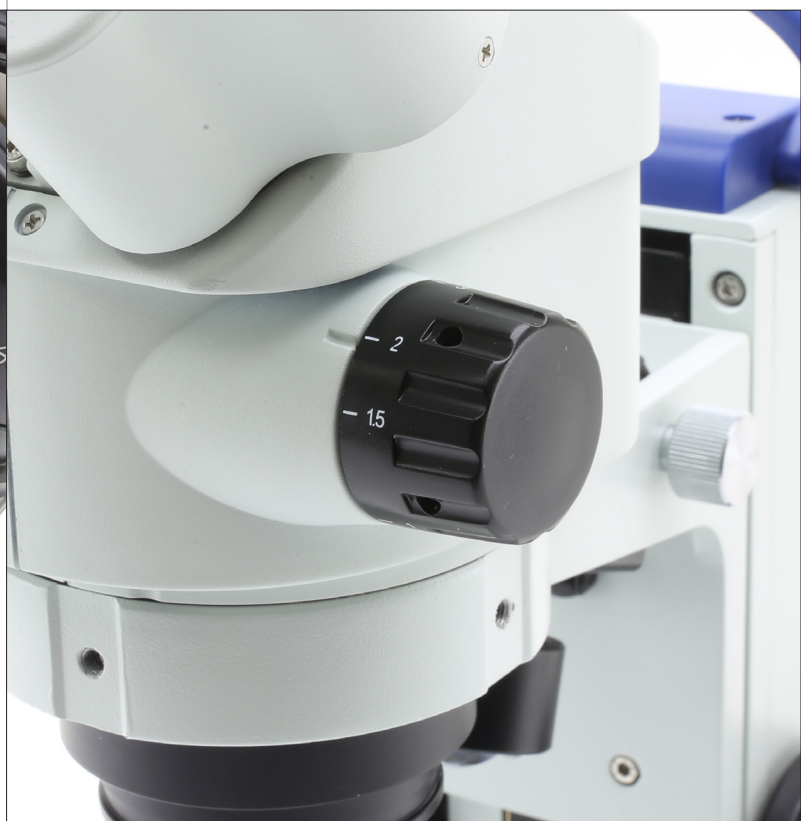
# Extremely Versatile Cordless Stereo & Stereozoom Microscopes

## PROFESSIONAL FEATURES FOR... WELL, EVERYONE





- » Level up skills and become a professional user
- » 3D Greenough view for high resolved images & large field depth
- » 6.43:1 ratio - 7x ... 45x - or turnable objective - 2x, 4x - on 21 mm
- » Compact, practical and intuitive to use
- » Sturdy and durable for extended lifetime

## THE LONGEST AUTONOMY ON THE MARKET

- » Longlife LED illumination (providing over 20 years of use)
- » Ultra-flat base with  $\varnothing$  100 mm disc for diffused transmitted light
- » Cordless use, totally independent from mains/batteries connection
- » Freely settable illumination - incident, oblique and transmitted light
- » External power supply for enhanced safety and convenient servicing



# SLX Series



## Legend

- |   |                                       |
|---|---------------------------------------|
| 1. Aluminum - SLX-1 and 4x objective.             | 4. Fly, detail - SLX-2 and 4.5x zoom. |
| 2. Component worked on lathe - SLX-2 and 3x zoom. | 5. Rock - SLX-2 - 1.5x zoom.          |
| 3. Wasp - SLX-3 and 4x zoom.                      |                                       |

## SLX Series



Valuable configurations of cordless and modern stereo & stereozoom microscopes ideal for a variety of applications, including dissection, biology, entomology, anatomy, chemistry, material science among the others and even industrial purposes.

Provided with dual magnification or **6.43:1 zoom ratio**, **FN 21** high eyepoint eyepieces, high-grade precise fixed arm with focus and handle with the latest technology of **EcoLED™** illumination plus rechargeable batteries. Slim and easy to carry, all the models with high-grade precise fixed arm are equipped with long lasting **LED** illumination to provide over 20 years of use.

### High eyepoint eyepieces for glasses wearers

These eyepieces are designed in such a way that the exit pupil is further away from the eye lens than standard eyepieces, being well suited for eyeglasses wearers

### The longest autonomy on the market ensured by EcoLED™

OPTIKA has re-designed illumination in microscopy, once again: a special coating process on optics combined with a new, higher ratio between low consumptions and ultra-efficiency has addressed us to top brightness levels

### 6.43:1 zoom ratio - zoom magnification from 7x to 45x

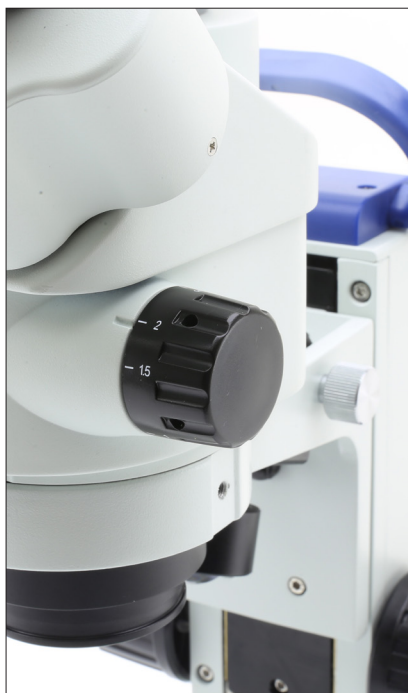
Purposely designed for professional routine inspections, the total magnification can be even extended to 135x with 20x eyepieces and 1.5x additional lens, obtaining an excellent results in this class



### Ultra-flat base with Ø 100 mm disc for diffused transmitted light

A new level of ergonomics and comfort is achieved during operations, with the ultra-flat base of only 3 cm height to ensure smooth specimen movement and the Ø 100 mm for top class diffusion of the transmitted light

# Stereomicroscopes For Higher Education & Laboratory



### Longlife LED illumination (providing over 20 years of use)

Money & energy saving thanks to LED long lifetime (65.000 hours, 22 years in case of 8 hours/day) which is more than 20 times compared to a standard halogen bulb.

### Cordless use, totally independent from mains/batteries connection

All models work with or without the batteries in place with three NiMH rechargeable batteries (not included) for the longest autonomy in outdoor use (12-hour autonomy, at medium intensity).



### External power supply for enhanced safety and convenient servicing

OPTIKA's safety first approach drives to the use of a low voltage, multi-plug, external power supply in order to prevent any risk of electric shock and heatflow inside the unit.

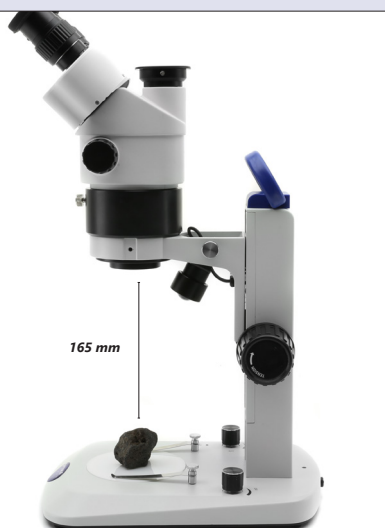
## SLX Series - Get the most out of our accessories

### Additional Lenses

Simply to be screwed into the threads below the objectives of SLX-2 and SLX-3 to either increase or decrease total magnification, or to increase the working distance when users need to work with hands under the microscope



ST-091 - Additional lens 0.75x




165 mm

ST-085.1 - Additional lens 0.5x (w.d. 165mm) with SZ-EXT

### ST-040.1 - Darkfield condenser

This is a darkfield condenser for stereo microscopes with bottom light and 100 mm round working plate to provide dark-field microscopy features, fitting all OPTIKA stereomicroscopes with 100 mm mounting size and transmitted light



ST-040.1 - Darkfield condenser, 100mm diameter

# SLX Series - Range

## SLX-1



Cordless binocular stereomicroscope ideal for students, schools and amateurs to dissect and discover mainly biology and materials science in 3D, with turnable objective (2x-4x), FN 21 high eyepoint, precision fixed arm with handle and the latest technology of EcoLED™ illumination plus rechargeable batteries (not included). Slim and easy to carry, it is equipped with long lasting LED illumination to provide over 20 years of use.

**Head:** Binocular, 45° inclined; 360° rotating.

**Dioptric adjustment:** Left eyepiece.

**Eyepieces:** WF10x/21 mm, high eyepoint, secured by screw and with rubber cups.

**Objective:** Achromatic 2x-4x with anti-fungus treatment.

**Working distance:** 100 mm.

**Stand:** High-grade, precision fixed with handle and focus.

**Focusing:** Rack and pinion focusing mechanism.

**Illumination:** EcoLED™ swiveling incident and transmitted, with brightness control, rechargeable batteries (not included). Color temperature: 6,300 K. Multi-plug 100-240Vac/5Vdc external power supply.

## SLX-2



Cordless binocular stereozoom microscope ideal for students, schools and amateurs to dissect and discover mainly biology and materials science in 3D, with 0.7x...4.5x zoom, FN 21 high eyepoint, precision fixed arm with handle and the latest technology of EcoLED™ illumination plus rechargeable batteries (not included). Slim and easy to carry, it is equipped with long lasting LED illumination to provide over 20 years of use.

**Head:** Binocular, 45° inclined; 360° rotating.

**Dioptric adjustment:** Both eyepieces.

**Eyepieces:** WF10x/21 mm, high eyepoint, secured by screw and with rubber cups.

**Objective:** Parfocal achromatic zoom 0.7x...4.5x (6.43:1 ratio) with anti-fungus treatment.

**Working distance:** 100 mm.

**Stand:** High-grade, precision fixed with handle and focus.

**Focusing:** Rack and pinion focusing mechanism.

**Illumination:** EcoLED™ swiveling incident and transmitted, with brightness control, rechargeable batteries (not included). Color temperature: 6,300 K. Multi-plug 100-240Vac/5Vdc external power supply.

# SLX Series - Range

## SLX-3



Cordless trinocular stereozoom microscope ideal for students, schools and amateurs to dissect and discover mainly biology and materials science in 3D, with 0.7x...4.5x zoom, FN 21 high eyepoint, precision fixed arm with handle and the latest technology of EcoLED™ illumination plus rechargeable batteries (not included). Slim and easy to carry, it is equipped with long lasting LED illumination to provide over 20 years of use.

**Head:** Trinocular (split ratio: 50/50), 45° inclined; 360° rotating.

**Dioptric adjustment:** Both eyepieces.

**Eyepieces:** WF10x/21 mm, high eyepoint, secured by screw and with rubber cups.

**Objective:** Parfocal achromatic zoom 0.7x...4.5x (6.43:1 ratio) with anti-fungus treatment.

**Working distance:** 100 mm

**Stand:** High-grade, precision fixed with handle and focus.

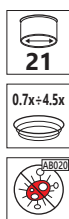
**Focusing:** Rack and pinion focusing mechanism.

**Illumination:** EcoLED™ swiveling incident and transmitted, with brightness control, rechargeable batteries (not included). Color temperature: 6,300 K. Multi-plug 100-240Vac/5Vdc external power supply.



# SLX Series - Range

## SLX-4 / SLX-5



**SLX-5**

Binocular (SLX-4) or trinocular (SLX-5) stereomicroscope with Extremely stable, long overhanging stand for observation of particularly large specimens to be matched with a focusing system and stereozoom head. Smooth horizontal and vertical movements are ensured and the head can be easily swivelled for inspection at oblique angles. In case illumination is needed, choose from the wide choice of external illuminators available.

**Head:**

**SLX-4:** Binocular, 45° inclined; 360° rotating.

**SLX-5:** Trinocular (split ratio: 50/50), 45° inclined; 360° rotating.

**Dioptric adjustment:** Both eyepieces.

**Eyepieces:** WF10x/21 mm, high eyepoint, secured by screw and with rubber cups.

**Objective:** Parfocal achromatic zoom 0.7x...4.5x (6.43:1 ratio) with anti-fungus treatment.

**Working distance:** 100 mm.

**Focusing:** Rack and pinion mechanism controlled by a pair of knobs placed on both sides of the stand.

**Stand:** Overhanging stand 420 mm high, 430 mm horizontal arm length, base 230x230 mm with following adjustments: height, longitudinal extension and head rotation angle (left-right).



# SLX Series - Comparison Chart

Model	Head	Eyepieces	Objective	Working Distance	Stand	Illumination
<b>SLX-1</b>	Binocular 45° inclined 360° rotating	WF 10x/21	2x – 4x selectable	100 mm	High-grade, precision fixed with handle and focus	<b>EcoLED™</b> swiveling incident and transmitted with brightness control, rechargeable batteries (not included)
<b>SLX-2</b>	Binocular 45° inclined 360° rotating	WF 10x/21	0.7x...4.5x zoom	100 mm	High-grade, precision fixed with handle and focus	<b>EcoLED™</b> swiveling incident and transmitted with brightness control, rechargeable batteries (not included)
<b>SLX-3</b>	Trinocular (50/50) 45° inclined 360° rotating	WF 10x/21	0.7x...4.5x zoom	100 mm	High-grade, precision fixed with handle and focus	<b>EcoLED™</b> swiveling incident and transmitted with brightness control, rechargeable batteries (not included)
<b>SLX-4</b>	Binocular 45° inclined 360° rotating	WF 10x/21	0.7x...4.5x zoom	100 mm	Overhanging stand	Without illumination; External light source needed
<b>SLX-5</b>	Trinocular (50/50) 45° inclined 360° rotating	WF 10x/21	0.7x...4.5x zoom	100 mm	Overhanging stand	Without illumination; External light source needed

## Optical performance SLX-1

Eyepiece	10x (ST-081)		15x (ST-082)		20x (ST-083)		10x (ST-084)	
Field number (mm)	21		15		10		21	
Additional lens	Total magnification	Field of View (mm)	Total magnification	Field of View (mm)	Total magnification	Field of View (mm)	Total magnification	Field of View (mm)
1x	20x - 40x	10.50 - 5.25	30x - 60x	7.50 - 3.75	40x - 80x	5.00 - 2.50	20x - 40x	10.50 - 5.25

## Optical performance SLX-2 - SLX-3 - SLX-4 - SLX-5

Eyepiece	10x (ST-081)		15x (ST-082)		20x (ST-083)		10x (ST-084)	
Field number (mm)	21		15		10		21	
Additional lens	Total magnification	Field of View (mm)	Total magnification	Field of View (mm)	Total magnification	Field of View (mm)	Total magnification	Field of View (mm)
0.5x	3.5x - 22.5x	60.00 - 9.33	5.25x - 33.75x	42.86 - 6.67	7x - 45x	28.57 - 4.44	3.5x - 22.5x	60.00 - 9.33
0.75x	5.25x - 33.75x	40.00 - 6.22	7.875x - 50.625x	28.57 - 4.44	10.5x - 67.5x	19.05 - 2.96	5.25x - 33.75x	40.00 - 6.22
1x	7x - 45x	30.00 - 4.67	10.5x - 67.5x	21.43 - 3.33	14x - 90x	14.29 - 2.22	7x - 45x	30.00 - 4.67
1.5x	10.5x - 67.5x	20.00 - 3.11	15.75x - 101.25x	14.29 - 2.22	21x - 135x	9.52 - 1.48	10.5x - 67.5x	20.00 - 3.11



# SLX Series - Accessories

## Eyecups & Eyepieces

- ST-036 Eyecups (pair), flat
- ST-081 EW10x/21 eyepieces (pair), high eyepoint, with rubber cup
- ST-082 WF15x/15 eyepieces (pair), high eyepoint
- ST-083 WF20x/10 eyepieces (pair), high eyepoint
- ST-084 WF10x/21 micrometric eyepiece, high eyepoint, with rubber cup

## Additional Lenses

- ST-085.1 Additional lens 0.5x (w.d. 165mm) with SZ-EXT (except for SLX-1)
- ST-091 Additional lens 0.75x (w.d. 105mm) (except for SLX-1)
- ST-086.1 Additional lens 1.5x (w.d. 45mm) with compensating disc (except for SLX-1)
- ST-087 Additional lens 2x (w.d. 33mm) (only for SLX-4 & SLX-5)

## Stages

- ST-100.1 Hand moving stage, 100mm diameter
- ST-110.1 Moving stage, coaxial knobs, 100mm diameter
- ST-111.1 Moving stage, micrometric screws, 100mm diameter

## Condensers & Filters

- ST-040.1 Darkfield condenser, 100mm diameter
- ST-088.1 Polarising set (filters and rotating stage), 100mm diameter

## Camera Adapters

- M-113.1 Ring adapter, 30mm (for monocular and binocular microscopes)
- M-115 0.35x C-Mount projection lens
- M-114 0.5x C-Mount projection lens
- M-118 0.75x C-Mount projection lens
- M-173 C-Mount projection lens for APS-C/full frame reflex cameras (trino)
- M-699 Universal adapter for C-Mount projection lens (trino)
- M-620 0.35x focusable C-Mount adapter
- M-620.1 0.5x focusable C-Mount adapter
- M-620.2 0.65x focusable C-Mount adapter
- M-620.3 1x focusable C-Mount adapter

## Miscellaneous

- 15104 Cleaning kit
- DC-002 Plastic dust cover, medium, 490(l)x490(h) mm (only for SLX-1, SLX-2 and SLX-3)
- DC-004 TNT dust cover, large, 700(l)x550(h) mm (only for SLX-4 & SLX-5)
- M-005 Micrometric slide, 26x76mm, with 2 scales (1mm/100 & 10mm/100)
- ST-041 Sample clip
- ST-042 White/black object-plate, 100mm diameter
- ST-043 Glass object-plate, 100mm diameter
- ST-092 Protective glass for stereohead
- VP-SLX IQ/OQ/PQ manual for SLX series
- AB-020 Antibacterial surface treatment, only for newly purchased microscope



### How to connect the cameras to our microscopes.

Please refer to the Adapter reference list on Digital section.

### 15104 - Cleaning kit

It cleans glass quickly and effectively, without leaving residue or odor. Ideal for precision lens or prism cleaning.



v 7.5 - OPTIKA reserves the right to make corrections, modifications, enhancements, improvements and other changes to its products at any time without notice.

## Headquarters and Manufacturing Facilities

**OPTIKA® S.r.l.** Via Rigla, 30 - 24010 Ponteranica (BG) - ITALY - Tel.: +39 035.571.392 - info@optikamicroscopes.com

### Optika Sales branches

**OPTIKA® Spain** spain@optikamicroscopes.com  
**OPTIKA® China** china@optikamicroscopes.com  
**OPTIKA® India** india@optikamicroscopes.com

**OPTIKA® North America** namerica@optikamicroscopes.com  
**OPTIKA® Central America** camerica@optikamicroscopes.com  
**OPTIKA® Africa** africa@optikamicroscopes.com