

OPTIKA[®]
M I C R O S C O P E S
I T A L Y

SZR-180



Research Stereomicroscope

SZR-180- Features



18:1 Zoom Ratio

The SZR-180 with its 18:1 zoom ratio puts it at the top of its class. The wide range of magnifications available (7.5x-135x), coupled with a precise click-stop mechanism for working with reproducible zoom settings, makes it ideal for both low-magnification observation and high-magnification screening and observation of small cell structures.

PLAN APO 1x objective

The Plan APO 1x apochromatic main objective provides high-resolution images at both low and high magnifications, making it ideal for observing and capturing images of the smallest details free of aberrations and halos. Combined with the zoom and the generous 23mm field number eyepieces, this provides a large FOV even at high magnifications (1.7mm).

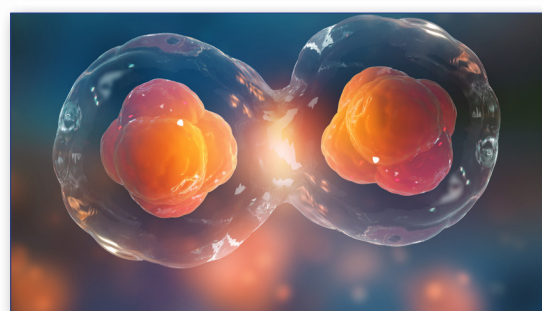
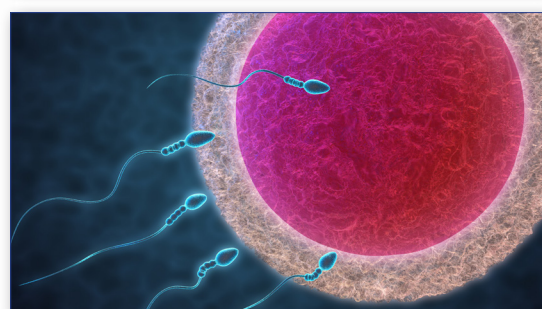



Ergonomic stand with diasopic LED lighting

Ergonomically designed, the SZR-180's wide base offers a huge space for sample holders, intuitive controls and an extremely low profile for easy access and reduced fatigue-free body movement. The LED diasopic illumination is designed to achieve high overall contrast and includes the innovative OIC (Oblique Illumination Contrast) system, ideal for transparent structures, and dark-field illumination.

SZR-180- Specifications

The SZR-180 is the top-of-the-range stereo zoom microscope dedicated to the world of research. With a wide magnification range and high optical resolution combined with effective ergonomics, the SZR-180 is the perfect companion in advanced research. The 18:1 zoom allows you to observe a wide range of samples, from single cells to entire microorganisms.



| Part | Description |
|---------------------------------|--|
| Head: | Trinocular 100/0 - 0/100 (on right tube), 20° inclined. |
| Interpupillary distance: | 52-112 mm. |
| Dioptric adjustment: | Both eyepieces. |
| Eyepieces: | WF10x/23 mm, high eyepoint with rubber cups. |
| Objective: | PLAN Apochromatic 1x, N.A. 0.15, 7.5x-135x (zoom ratio 18:1), zoom click stops at 0.75x, 1x, 2x, 3x, 6x, 10x, 13.5x with aperture diaphragm. |
| Working distance: | 60 mm. |
| Stand: | High-grade, precision fixed with handle and focus. |
| Focusing: | Coaxial coarse & fine, coarse total travel 125 mm, fine single rotation 2 mm. Rack and pinion focusing mechanism. |
| Stage: | Glass transparent plate for transmitted illumination diameter 180 mm. |
| Illumination: | LED transmitted, with OIC (Oblique Illumination Contrast) and darkfield illumination. Multi-plug 100-240Vac/12Vdc external power supply. |

SZR-180 - Optical Performance

| | | |
|--------------------------|----------------------------|---------------------------|
| Eyepiece | 10x | |
| Field number (mm) | 23 | |
| Objective | Total magnification | Field of View (mm) |
| 1x (W.D: 60 mm) | 7.5x-135x | 30.60 - 1.70 |



SZR-180 - Accessories

Miscellaneous

- 15104 Cleaning kit
- DC-004 TNT dust cover, extra large, 700(l)x550(h) mm
- M-005 Micrometric slide, 26x76mm, with 2 scales (1mm/100 & 10mm/100)
- AB-030 Antibacterial surface treatment, only for newly purchased microscope

15104 - Cleaning kit

It cleans glass quickly and effectively, without leaving residue or odor. Ideal for precision lens or prism cleaning.



How to connect the cameras to our microscopes.
Please refer to the Adapter reference list on Digital section.

v 6.7 - OPTIKA reserves the right to make corrections, modifications, enhancements, improvements and other changes to its products at any time without notice.

Headquarters and Manufacturing Facilities

OPTIKA® S.r.l. Via Rigla, 30 - 24010 Ponteranica (BG) - ITALY - Tel.: +39 035.571.392 - info@optikamicroscopes.com

Optika Sales branches

OPTIKA® Spain spain@optikamicroscopes.com
OPTIKA® China china@optikamicroscopes.com
OPTIKA® India india@optikamicroscopes.com

OPTIKA® USA usa@optikamicroscopes.com
OPTIKA® Central America camerica@optikamicroscopes.com